

ANNEX B
GOVERNMENT PROCUREMENT POLICY BOARD
CONSOLIDATED PROCUREMENT MONITORING REPORT
(Page 1 of 2)

Name of Agency: **FOOD TERMINAL, INC.**

Period Covered: **CY 2015**

	Total Amount of Approved APP	Total Number of Procurement Activities	No. of Contracts Awarded	Total Amount of Contracts Awarded	No. of Failed Biddings	Total No. of Entities who Acquired Bid Docs	Total No. of Bidders who Submitted Bids	Total No. of Bidders who passed Eligibility Stage	No. of Bid Opportunities Posted at PhilGEPS	No. of Contract Award Posted at PhilGEPS
Column 1	Column 2	Column 3	Column 4	Column 5	Column 6	Column 7	Column 8	Column 9	Column 10	Column 11
1. Public Bidding*										
1.1. Goods	1,500,000.00	1	1	5,889,567.34		5	5	3	3	5
1.2. Works	7,717,585.46	2	2	7,536,793.02		5	4	4	2	2
1.3. Consulting Services										
Sub-Total	9,217,585.46	3	3	13,426,360.36	0	10	9	7	5	7
2. Alternative Modes										
2.1.1 Shopping (52.1 b above 50K)	5,500,000.00	9	9	1,308,781.00					9	9
2.1.2 Shopping (Others)	1,007,000.00	36	36	213,010.70						
2.2. Direct Contracting										
2.3. Repeat Order										
2.4. Limited Source Bidding										
2.5.1 Negotiation (Common-Use Supplies)										
2.5.2 Negotiation (TFB 53.1)										
2.5.3 Negotiation (SVP 53.9 above 50K)										
2.5.4 Negotiation (Others)										
Sub-Total	6,507,000.00	45	45	1,521,791.70					9	9
3. Foreign Funded Procurement**										
3.1. Publicly-Bid										
3.2. Alternative Modes										
Sub-Total	0.00	0	0	0.00						
4. Others, specify:										
TOTAL	15,724,585.46	48	48	14,948,152.06						

* Should include foreign-funded publicly-bid projects per procurement type

** All procurement using Foreign Funds excluding National Competitive Bidding (NCB) contracts; conversion to peso will be at BSP rates at the time the bids/quotations were submitted

ANNEX B
GOVERNMENT PROCUREMENT POLICY BOARD
CONSOLIDATED PROCUREMENT MONITORING REPORT
 (Page 2 of 2)


Name of Agency: **FOOD TERMINAL, INC.**


Period Covered: **CY 2015**

	Total No. Of Contracts that incurred negative slippage	Total No. of contracts with amendments to order or variation orders	Ave. No. of Days for Approval of Resolution/Issuance of Notice of Award	No. of Contracts with Observers Attending	No. of Contracts with COA Observers Attending	Ave. No. of Days to Resolve Requests for Reconsiderations / Protests	No. of Contracts Awarded within prescribed timeframes
	Column 12	Column 13	Column 14	Column 15	Column 16	Column 17	Column 18
1. Public Bidding*							
1.1. Goods			14		3	2	3
1.2. Works			14			3	2
1.3. Consulting Services							
Sub-Total	0	0	N/A	0	3	2.50	5
2. Alternative Modes							
2.1.1 Shopping (52.1 b above 50K)							
2.1.2 Shopping (Others)							
2.2. Direct Contracting							
2.3. Repeat Order							
2.4. Limited Source Bidding							
2.5.1 Negotiation (Common-Use Supplies)							
2.5.2 Negotiation (TFB 53.1)							
2.5.3 Negotiation (SVP 53.9 above 50K)							
2.5.4 Negotiation (Others)							
Sub-Total							
3. Foreign Funded Procurement**							
3.1. Publicly-Bid							
3.2. Alternative Modes							
Sub-Total							
4. Others, specify:							
TOTAL							

* Should include foreign-funded publicly-bid projects per procurement type

** All procurement using Foreign Funds excluding National Competitive Bidding (NCB) contracts; conversion to peso will be at BSP rates at the time the bids/quotations were submitted


 OLIVER J. MOLERA
 BAC Secretary


 RICHARD R. VILLARUEL
 Procurement and Disposal Staff


PROJECT PROCUREMENT MANAGEMENT PLAN
Procuring Entity/Units : FOOD TERMINAL INC.
Calendar Year : 2015


Type of Contract to be Employed	Extent/Size of Contract Scope/Packages	Procurement Method	TIME SCHEDULE												ESTIMATED BUDGET	
			J	F	M	A	M	J	J	A	S	O	N	D		
A. SUPPLIES AND MATERIALS																
Office Supplies	Upon Delivery	Shopping		x			x			x			x		61,385.09	
Supplies/Others/Semi-Expendables	Upon Delivery	Shopping		x			x			x			x		35,140.00	
Construction Supplies	Upon Delivery	Shopping		x			x			x			x		174,625.30	
Electrical Supplies	Upon Delivery	Shopping		x			x			x			x		209,910.45	
Water/Utility Supplies	Upon Delivery	Shopping		x			x			x			x		15,963.13	
Medical Supplies	Upon Delivery	Shopping		x			x			x			x		12,000.00	
Fuel, Lubricant and Oil	Upon Delivery	Shopping	as need arises												600,000.00	
TOTAL															1,109,023.97	
Name of Project	Type of Project	Procurement Method	TIME SCHEDULE												APPROVED BUDGET	CONTRACT AMOUNT
			J	F	M	A	M	J	J	A	S	O	N	D		
B. CAPITAL EXPENDITURES																
Acquisition of Brand New Set of Desktop Computers CY 2015	GOODS	Public Bidding													1,500,000.00	1,499,500.00
Construction of Slope Protection at Cucumber and Langka Roads	INFRASTRUCTURE	Public Bidding													3,440,927.34	3,269,888.88
Concreting of Baguio Beans and One Lane of Mango and Avocado Roads	INFRASTRUCTURE	Public Bidding													4,276,658.09	4,266,904.14
Hiring of Contractor for Garbage Collection and Disposal Services	GOODS/ SERVICES	Public Bidding													1,729,582.57	1,726,979.42
Hiring of Contractor for Custodial Maintenance	GOODS/ SERVICES	Public Bidding													2,840,421.36	2,663,087.92
TOTAL															13,787,589.36	13,426,360.36
GRAND TOTAL															14,896,613.33	13,426,360.36

Prepared by:

Approved by:


OLIVER J. MOLERA
 BAC Secretary


RICHARD R. VILLARUEL
 Procurement and Disposal Staff


RENE R. FUENTES
 President